

# Take it or leave it

♩ = 170

**Presto**

1.

Musical notation for the first system, measures 1-3. The piece is in 4/4 time with a key signature of three sharps (F#, C#, G#). The melody in the treble clef starts with a quarter rest, followed by quarter notes G#4, A4, B4, and C5. The bass clef has whole rests. The dynamic marking *mf* is placed below the first measure.

2.

Musical notation for the second system, measures 4-6. The melody continues with quarter notes C5, B4, A4, and G#4. The bass clef has a quarter rest in measure 4, followed by quarter notes G#3, F#3, and E3 in measures 5 and 6. A repeat sign is placed at the end of measure 6.

1. 2. 3.

Musical notation for the third system, measures 7-9. The melody in measure 7 has a repeat sign. In measure 8, the treble clef has a half note G#4. In measure 9, the treble clef has a series of six chords, each a triad of G#4, A4, and B4. The bass clef has a half note G#3 in measure 7 and a whole note G#3 in measure 8. The dynamic marking *f* is placed below the first chord in measure 9. A guitar chord diagram for the triad G#4-A4-B4 is shown above the first chord, labeled 'A' and '5fr'.

First system of musical notation. The vocal line consists of three measures of rests. The piano accompaniment features a steady chordal accompaniment in the right hand and a rhythmic bass line in the left hand.

§

Second system of musical notation. The vocal line begins with a rest, followed by the lyrics "Yeah! Just". The piano accompaniment continues with the established chordal and bass patterns.

Third system of musical notation. The vocal line includes a triplet of eighth notes and the lyrics "take it or leave it, yeah!". The piano accompaniment features a triplet of eighth notes in the right hand.

Fourth system of musical notation. The vocal line contains the lyrics "Yeah, did you get what you need - ed? Yeah!\_ Yeah, just lose it or keep it. Yeah!\_ Yeah!\_". The piano accompaniment continues with the established chordal and bass patterns.



G  3fr



you got - ta move if you don't know what to do here's the groove...

A  5fr

*To Coda* 

Yeah! \_\_\_\_\_

*mf*



*D.S. al Coda* 



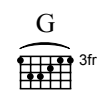
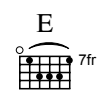
*Coda* 



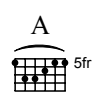


*Guitar Solo*

Musical notation for the first system, including piano accompaniment and guitar solo.



Musical notation for the second system, primarily piano accompaniment.



Musical notation for the third system, including vocal lines and piano accompaniment.

Yeah! Just take it or leave it, yeah!

1. 2. 3.

Musical notation for the fourth system, including vocal lines and piano accompaniment.

I said now I said just take it or leave it.

Fine