

Roll over D J

♩ = 134

Allegro

Chord diagrams: C (3fr), D (5fr), C (3fr), D (5fr), C (3fr), G (3fr), C (3fr).

mf

The first system of music is in 4/4 time with a key signature of two sharps (F# and C#). It consists of two staves: a treble clef staff and a bass clef staff. The treble staff contains a sequence of chords: C (3fr), D (5fr), C (3fr), D (5fr), C (3fr), G (3fr), and C (3fr). The bass staff features a melodic line with a long slur over the first six measures, indicating a sustained or rolling motion.

Chord diagrams: D (5fr), C (3fr), D (5fr), C (3fr), G (3fr), D (5fr), C (3fr), D (5fr), C (3fr).


The second system continues the piece. The treble staff shows chords: D (5fr), C (3fr), D (5fr), C (3fr), G (3fr), D (5fr), C (3fr), D (5fr), and C (3fr). The bass staff continues the melodic line with a repeat sign at the end of the system.


Chord diagrams: G (3fr), C (3fr), D (5fr), C (3fr), D (5fr), C (3fr), G (3fr).


Verse:
I got your

The third system includes the vocal line. The treble staff has a vocal melody starting with the lyrics "I got your". The bass staff continues the instrumental accompaniment with chords: G (3fr), C (3fr), D (5fr), C (3fr), D (5fr), C (3fr), and G (3fr).


Omit 2nd time


D  5fr


G/B  3fr


Csus²  3fr

rhymes go - ing 'round in my head, _____ got your





D  5fr


G/B  3fr


Csus²  3fr

sup - er son - ic beats mix - ing up my kids. _____ So




D  5fr


G/B  3fr

Csus²  3fr

dance li - ttle D - J come on. _____ What's your





A  5fr


C  3fr

name? _____ I wan - na




D  5fr


G/B  3fr


Csus²  3fr


move but it don't feel right, 'cause you've been

2. (See additional lyrics)





D  5fr


G/B  3fr


Csus²  3fr

play - ing o - ther peo - ples songs all night. So





D  5fr


G/B  3fr



Csus²  3fr

tell me what your trying to say. What's your



A  5fr


C  3fr



 D  5fr

Chorus:


name? Hey, roll ov - er D J,



f




C  3fr  F



— you're spin - nig a - way — on my time.




G  3fr  5fr D

Hey, who cares what you play, —



C  3fr  F



— say what - e - ver you say, — 'cause I don't mind.




G  3fr *To Coda*  5fr D





Hey, roll o - ver D J —




F  G  3fr

if you don't mind.






1. G7  3fr | 2. G7  3fr D  5fr C  3fr





G  3fr | 1. G  3fr | 2. G  3fr





D  5fr C  3fr G  3fr


Guitar Solo




D  5fr


F 




G  3fr


N.C

D. S. al Coda 




Coda 


D  5fr

F 


Hey, roll o - ver D J, ——— if you don't mind..



1. G  3fr

D  5fr

Hey roll o - ver D J, —



F G

if you don't mind.

2. G D C D C

Yeah!

G C D C D C A

Fine

(Additional lyrics)

Verse 2:

Well I know that you think you're a star,
 A pill popping dukebox is all that you are,
 So tell me it 'aint that way.
 What's your name? Yeah!