

# Are you gonna be my girl

♩ = 105

**Allegro**

With a swing feel. ♩ ♩ = ♩. ♩

The first system of the piano introduction consists of two staves. The treble clef staff is empty. The bass clef staff contains a 4/4 measure with a key signature of two sharps (F# and C#). The melody starts with a quarter rest, followed by a quarter note G2, a quarter note A2, a quarter note B2, and a quarter note C3. This is followed by a half note G2-A2, a half note B2-C3, and a quarter note G2. The system ends with a repeat sign and a first ending bracket.

1. | 2.

The second system continues the piano introduction. The treble clef staff has a whole rest. The bass clef staff continues the melody from the first system. It features a half note G2-A2, a half note B2-C3, and a quarter note G2. This is followed by a half note G2-A2, a half note B2-C3, and a quarter note G2. The system ends with a repeat sign and a first ending bracket.



The third system of the piano introduction features a vocal line and a piano accompaniment. The treble clef staff has a whole rest, followed by a half note G2, and another whole rest. Below the staff is the text "Go! \_\_\_\_\_". The bass clef staff continues the piano accompaniment. It starts with a quarter rest, followed by a quarter note G2, a quarter note A2, a quarter note B2, and a quarter note C3. This is followed by a half note G2-A2, a half note B2-C3, and a quarter note G2. The system ends with a repeat sign and a first ending bracket.

Verse:

1. So  
2. Well it's a

N.C


one, two, three, take my hand and come with me be - cause you

A

look so fine that I rea - lly want to make you mine.

N.C

I said you look so fine that I rea - lly want to make you mine.


A  5fr


N.C

Four, five, six, come on—




— and get your kicks. Now you don't need mo - ney when you





A  5fr


3

look like that do ya hon - ey?  
face like that do ya?





D  5fr




C  3fr

G  3fr


Big — black — boots, —








D  5fr


C  3fr G  3fr D  5fr


long brown hair, she's so



C  3fr G  3fr D  5fr C  3fr G  3fr

sweet with her get back stare.




**Chorus:** A  5fr C  3fr


Well I could see, you home with me,




D  5fr A  5fr


but you were with a - no - ther man. Yeah!





C  3fr




I know we ain't got much to say,



D  5fr


A  5fr

To Coda 





be - fore I let you get a - way. Yeah.

E  G  1.




I said

2. G  N.C





are you gon - na be my girl? I said

A




3

are you gon - na be my girl?




A




5fr

C




3fr

*Guitar Solo*




D




5fr

A



5fr



1.

2.



*D.S. al Coda*

Ah

*Coda*



Be my girl. Be my



girl. Are you gon - na be my



girl? Yeah.

Fine